

# TOWN OF RICHMOND HILL

# Statistics Fact Sheet

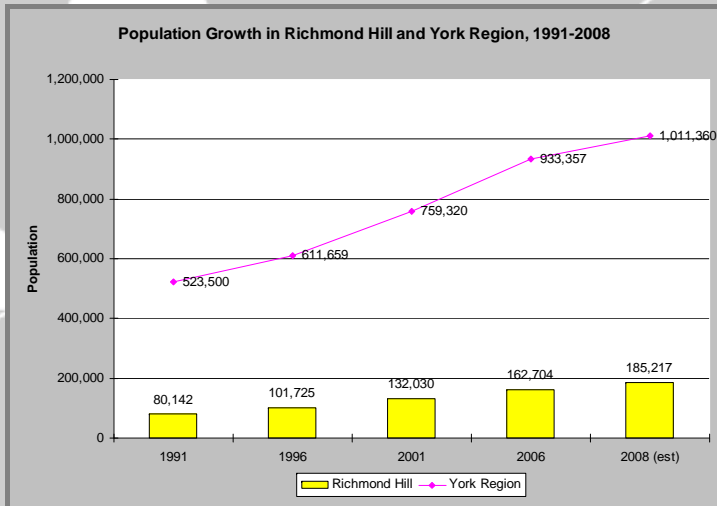
WINTER 2009

Richmond Hill is located in the southern portion of York Region and is centrally located within the Greater Toronto Area. 65% of the total land area of the Town (100km<sup>2</sup>) is urban, while the remaining 35% land area is classified as containing natural areas.

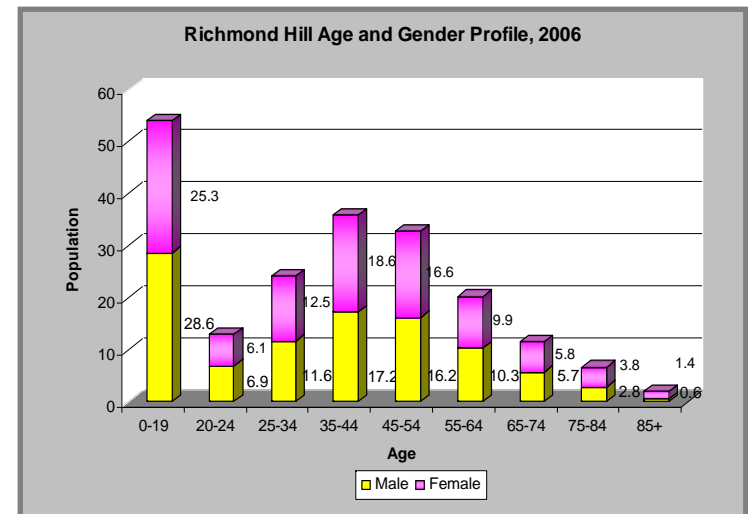
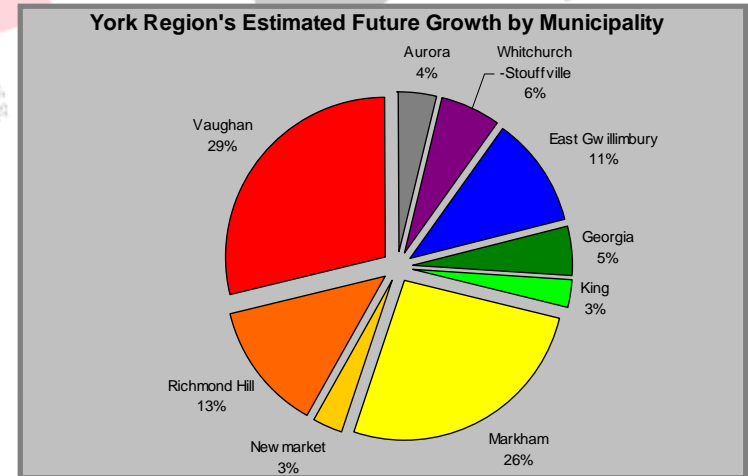
The central location of the Town has assisted in making it one of the fastest growing large municipalities in Canada. Since 1991 the Town's population has doubled and the present population is estimated to be 185,217. By 2031, Richmond Hill, Vaughan and Markham will contain over 70% of York Region's future population.

Richmond Hill has a relatively young population with 26.95% of the population in the 0-19 year age group. While the Town has a smaller proportion of seniors (10.1%) compared to Toronto (11.9%), the Province (13.6%) and other comparator municipalities, those aged 65 years and older make up a growing segment of the Town's population.

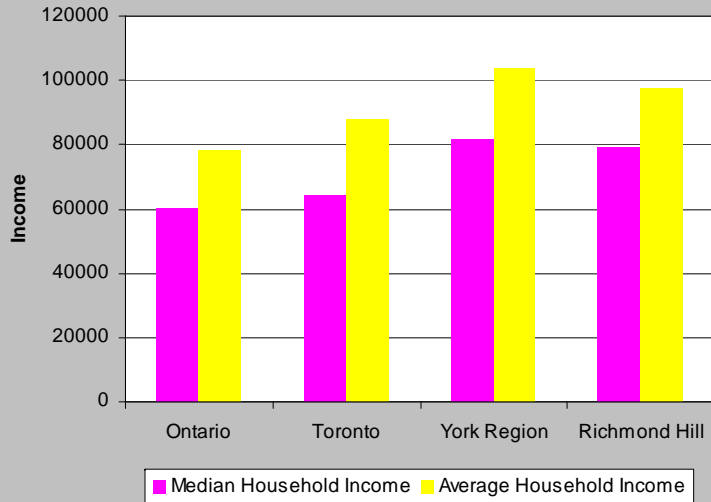
The Town's population contains a diverse range of ethnic origins and native languages. Some of the more common ethnic origins include Chinese (22.3%), Italian (12.9%), Iranian (7.3%) and East Indian (6%). Aside from English, the predominant languages spoken by residents are Persian (Farsi) (7%), Chinese (7%), Russian (5%) and Italian (5%).



Richmond Hill residents are generally affluent as is evident in the average (\$97,577) and median household incomes (\$78,890) - both of which are higher than the Provincial average. Richmond Hill contains the highest proportion of individuals with post secondary education than any other municipality in the country.



**Average and Median Household Incomes, 2006**

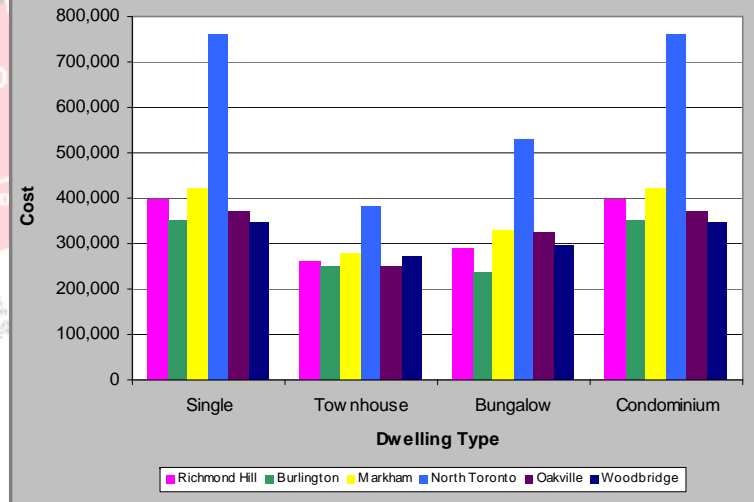


Although Richmond Hill's dwelling types are dominated by single detached houses, the Town has a higher built form density (16.1 persons per hectare) than other municipalities within York Region. Costs of all dwelling types are very similar to other comparator municipalities.

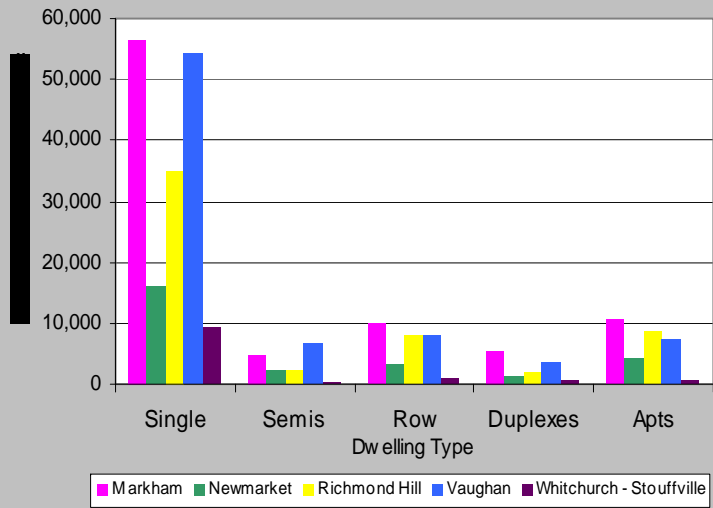
In terms of local economy, the following sectors made up the largest distribution of employment by industry in Richmond Hill in 2009: Personal Services (19.4%), Retail Trade (16.3%), Business Services (14.6%), and Health Care & Social Assistance (11.4%).

The Town's unemployment rate (5.4%) is quite low in relation to other municipalities in the Greater Toronto Area such as Oshawa (7.6%), Toronto (7.6%), Markham (6.7%) and the entire province of Ontario (6.4%).

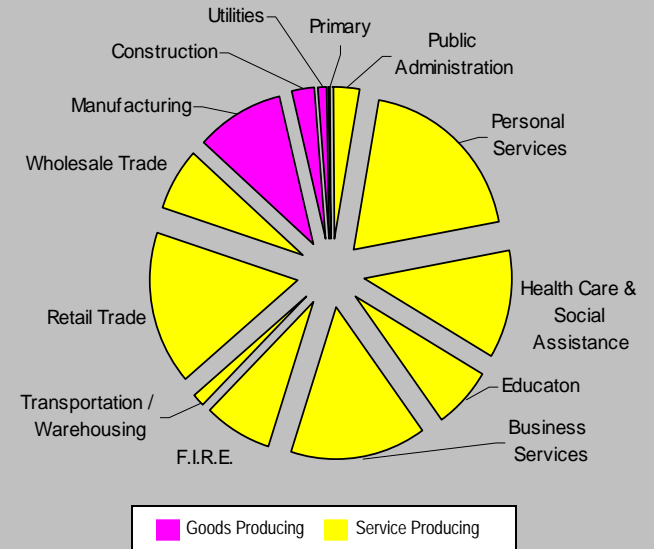
**Housing Type Costs, July - September 2009**



**Estimated Number of Occupied Households by Dwelling Type, December 31, 2009**



**Distribution of Employment Industry, 2009**



Sources: Statistics Canada (1991-2006), Statistics Canada, Canadian Business Pattern Data (2008), York Region Employment and Industry Report (Jan 2010), York Region Population Estimate (Dec 2009), York Region 2031 Population and Employment Forecasts, (Jan 2009), Town of Richmond Hill Environmental Policy Review Background Report (Jan 2009b), Town of Richmond Hill Housing and Residential Intensification Study Background Report (March 2009), Royal LePage Survey of Canadian House Prices (Third Quarter 2009)